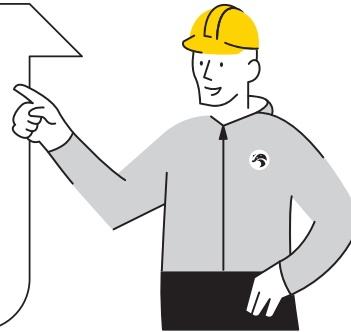


This is how you prevent blockages and avoid a lot of inconvenience!



## Solid waste

(cleaning wipes, cat litter,...)



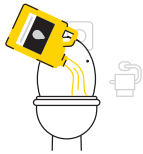
Do not flush down the toilet



Separate according to municipal rules and put in the appropriate waste bin

## Fat

(liquid frying fat, oil)



Do not flush down the sink or toilet



Do pour it back into the packaging and put it (solidified) in the waste bin or the collection bin

## Food leftovers

(coffee grounds, tea leaves,...)



Do not flush down the sink or toilet




Do put in the organic waste bin

## DIY waste

(cement, plaster residues,...)



Do not flush down the sink or street drain

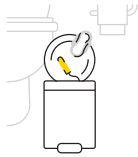


Do sweep up or brush the dirt and put in the residual waste bin

## Intimate hygiene products



Do not flush down the toilet



Do put in the waste bin (next to the toilet)

## Chemical waste

(paint, chemicals,...)

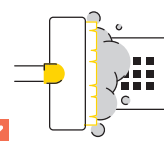


Do not flush down the sink, toilet or street drain



Do hand it in at the chemical waste depot of the municipality

## Dirt from sidewalks and terraces



Do not sweep the dirt into the scrub pit



Do sweep or brush the dirt and put in the organic waste bin



## Want to know more?

Do you know where you can dispose of specific waste in your municipality? Check the household waste calendar that your municipality distributes annually or contact your municipality.

**Do you want to know more about sanitation management?**  
Go to [vandervelden.com](http://vandervelden.com)

**Gaat verder in  
rioleringsbeheer.**